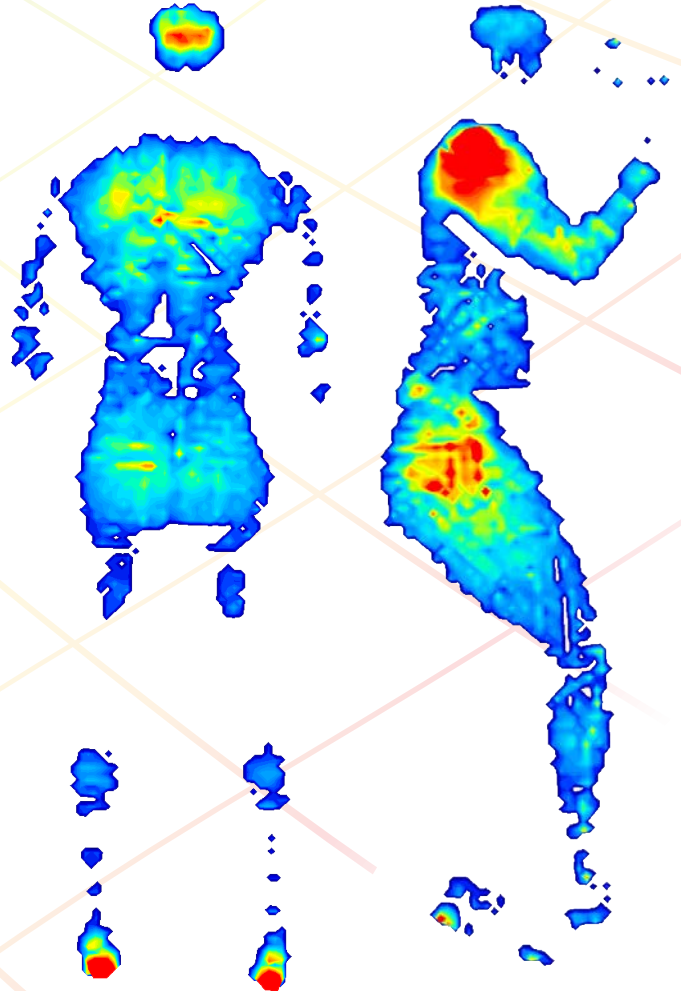


X3 Medical Mattress System



The X3 Medical Mattress system is designed to measure and analyze large surfaces, such as hospital beds and surgical tables. This is the system is ideal for researchers or product developers with its industry-leading sensor resolution and analytical software.

XSENSOR[®] Technology Corporation
Innovators in Pressure Imaging[™]

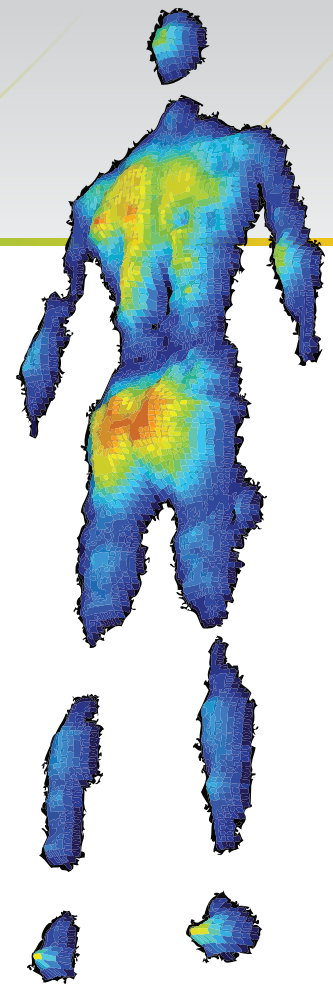
INNOVATORS IN PRESSURE IMAGING

Since 1995, XSENSOR Technology Corporation has provided pressure imaging solutions to healthcare professionals. Using our systems, clinicians, researchers and product developers can record and analyze interface pressure information on a variety of different surfaces, including wheelchair cushions, backrests, and hospital beds.

XSENSOR pressure imaging solutions enable clinicians to prescribe support surfaces that redistribute pressure and reduce the risk of pressure wound development. Pressure wounds are costly to treat and have a negative effect on a person's quality of life.

"Innovators in pressure imaging" is our slogan because we are always working hard to design and manufacture systems that meet the evolving needs of our medical customers.

Please visit www.xsensor.com for more information.



The XSENSOR Advantage

Superior Sensors

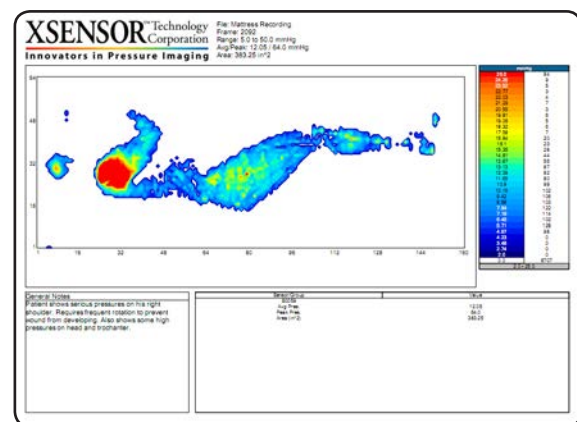
XSENSOR makes sensors that are flexible and durable. Our sensors conform well to support surfaces. Their resolution enables you to see interface pressures over those contours in detail.

Analytical Power

Our X3 platform systems, used with a laptop or desktop computer, offer unparalleled analytical tools. Record a session and dig into it, using tools like Microsoft Excel exporting and a built-in movie creator.

Designed With You In Mind

XSENSOR software allows you to tailor reports to your needs, including attached photos and key statistics. You can create a PDF to print, e-mail or attach to a patient record.



X3 MEDICAL MATTRESS SYSTEM

The X3 Medical Mattress System is a high-resolution pressure imaging solution for analyzing hospital bed surfaces and operating tables.

This system is plug and play. Once the system is assembled and the Medical v6.0 software is opened, it will automatically start a new session. The system provides dynamic visuals of your patient, even on contoured or tilted surfaces.

See data from many sensing points in regions like the heels and sacrum, and how the body is impacted when the patient is repositioned.

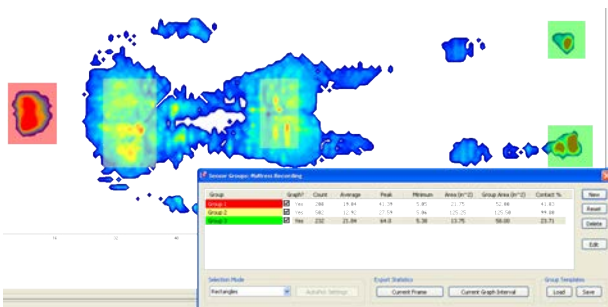
Applications

- Patient intake / home health: Evaluate pressure relieving mattresses for patients requiring long-term care.
- Employee education: Teach pressure relieving techniques, and encourage compliance.
- Quality of care: Assess wound risk, implement and improve assessment protocols, support accreditation and patient documentation.



Features

Sensor Groups



XSENSOR's Medical v6.0 software allows you to create "sensor groups," where an area of the sensor can be defined as a group using custom drawing tools. Breaking a mattress down into the sections allows you to analyze data more closely and evaluate surfaces for their pressure-relieving abilities.

Gather Information

- Plug and play for quick set-up and recording.
- Simple controls to record, change views (2D, 3D, etc.), and compare frames and sessions.
- Ability to enter notes and create notes templates.

Share & Analyze

- Report creation: ability to choose content for reports and create PDF documents.
- Export features: Export pressure information as images, movies or Excel data.

X3 Medical Mattress System Package

X3 Sensor

X3 PX100:48.144.02 mattress sensor
Size of sensor array: 61 cm x 183 cm (24" x 72")
Number of sensing points: 6,912
Resolution: 1.27 cm (0.5")
Calibration ranges 5–50 mmHg, 10–200 mmHg

Upgrade Option:

X3 PX100:64.160.02 mattress sensor
Size of sensor array: 81 cm x 203 cm (32" x 80")
Number of sensing points: 10,240
Resolution: 1.27 cm (0.5")
Calibration ranges 5–50 mmHg, 10–200 mmHg

X3 Electronics

X3 PRO Platform
3 - X3 Sensor Packs
X3 USB Cable
X3 Medical Power Supply
Country-specific power cord

Accessories

XSENSOR Training DVD
Soft Carry Case
Protective Sensor Sleeves (10)

Software

X3 Medical v6.0 Software:
Opens XSENSOR files, detailed analytical tools
and the Seating Assessment Guide.



Contact Us

XSENSOR[®] Technology Corporation
Innovators in Pressure Imaging[™]

Karl Schilling / Eric Petz
+1 1.800.5913.4444 (International)
1.866.927.5222 (North America)
sales@xsensor.com