

DEALER INFORMATION			RTS INFORMATION		
Dealer:			RTS:		Phone:
Account:		PO:	Email:		
Ordered By:			SHIP TO INFORMATION		
Address:			Name:		Ship Via:
City:	State:	Zip:	Address:		
Phone:		Fax:	City:		State: Zip:
Email:			Phone:		Fax:
Mark For:			TiLite Information		Promo Code:
			Ship Date:		Order #:

Please Fax or email orders to the SDL Customer Service Team



Polished TiLite TR shown with Red Pepper Color Anodize Package and other available options.

### FRAME STYLE

TiLite TR Series (250 Pound Weight Limit.)

- TRFS1  TiLite TR .....\$3,895
- TRFS2  TiLite YR .....\$3,895
- TRRRF1  Reinforced Frame (No charge when 20" Rear Seat Width **A** and 20" Seat Depth **B** are selected.) .....\$470

### FRAME FINISHES

#### Natural Titanium

- TRFF1  Satin .....STD
- TRSCBT1  Satin Finish Buffing Pads.....\$20
- TRFF2  Polished .....\$760
- TRFF3  Tattooed Titanium™ (Tattoos on front frame tubes. Frame finished in Satin.) .....\$295
- TRFF4  Rock & Roll
- TRFF5  Retro



TRFF6  Mother Nature



TRFF7  Henna



#### High Gloss Paint

TRFF8  Super Wet Black

TRFF9  Sunburst Yellow

TRFF10  TiLite Red

TRFF11  Military Green

TRFF12  Orange Crush

TRFF13  Hot Pink

#### Metallic Paint

TRFF14  Ocean Blue Metallic

TRFF15  Tangerine Metallic

TRFF16  Salsa Red Metallic

#### Pearlescent Paint

TRFF17  Midnight Blue Pearl

TRFF18  White Pearl

#### Matte Paint

TRFF19  Black Lava

TRFF20  Deep Blue Ice

TRFF21  Scarlet Ice

TRFF27  Titanium Grey

#### Candy Paint

TRFF22  Ruby Red

TRFF23  Azure Blue

TRFF24  Root Beer Candy

TRFF25  Electric Plum

TRFF26  Atomic Green .....STD



THE ULTIMATE RIDE.®

tilite.com  
2701 West Court Street | Pasco, Washington 99301  
509.586.6117 Tel | 800.545.2266 Toll-Free  
509.586.2413 Fax | 866.586.2413 Toll-Free Fax

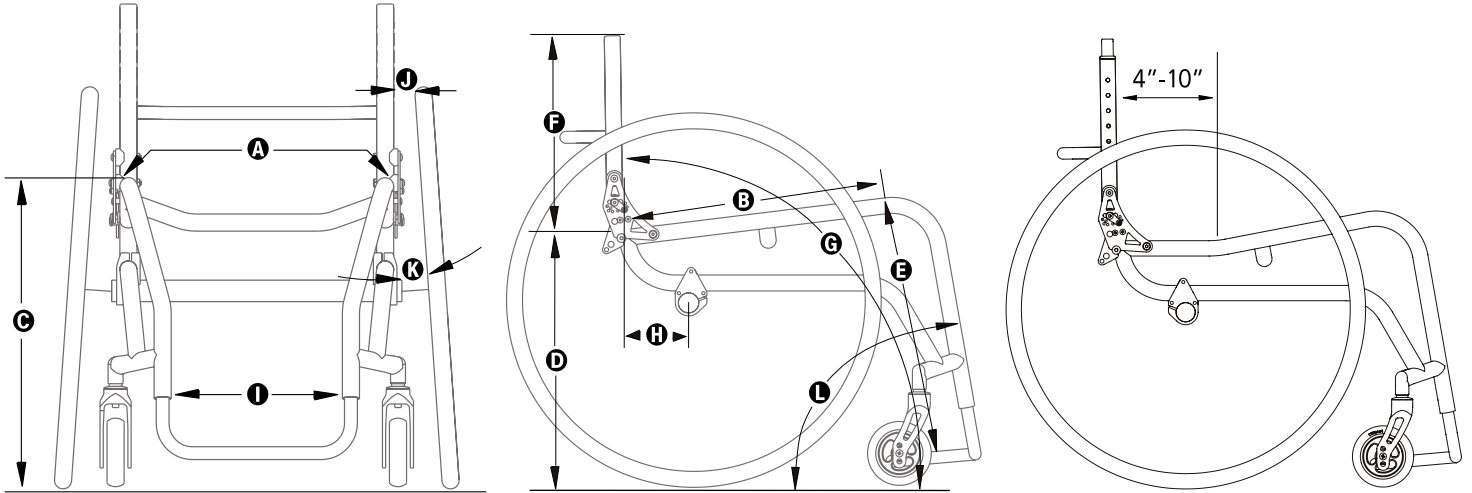
THE TITANIUM EXPERTS.®

## COLOR ANODIZE PACKAGE

(Color Anodize Package includes: Aluminum Camber Tube, Camber Clamp and Caster Fork. If no anodize color is selected, the default will be black.)

- TRANO1  Black ..... **STD**  
 TRANO3  Red Pepper    TRANO5  Sapphire ..... **\$120**

## FRAME MEASUREMENT

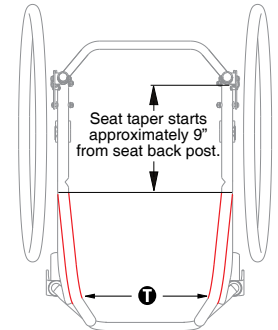


**SEAT WIDTH A** Measure from outside of seat tube at back post to the outside of the opposite seat tube at back post.

- TRSW1  12"  13"  14"  15"  16"  17"  18"  19"..... **STD**  
 TRSW2  20"..... **\$450**

**FRONT SEAT WIDTH (SEAT TAPER) I** Measure from inside of front frame tube to inside of opposite front frame tube.

- TRFSW1  No Taper (2" Narrower than Rear Seat Width.)..... **STD**  
 TRFSW2  1" Taper (3" Narrower than Rear Seat Width. Includes Tension Adjustable by Straps Seat Upholstery.)..... **\$260**  
 TRFSW4  2" Taper (4" Narrower than Rear Seat Width. Includes Tension Adjustable by Straps Seat Upholstery.)..... **\$260**  
 TRFSW6  3" Taper (5" Narrower than Rear Seat Width. Includes Tension Adjustable by Straps Seat Upholstery.)..... **\$260**



**SEAT DEPTH B** Measure from front of back post to the front edge of seat sling. Front edge of seat sling will be at the beginning of the bend at front of chair frame, unless Frog Legs® or a 90° Front Angle is ordered, in which case front edge of seat sling begins approximately 1" behind the bend.

- TRSD1  12"  13"  14"  15"  16"  17"  18"  19"..... **STD**  
 TRSD2  20"..... **\$475**  
 TRSD3  Frame Depth Longer or Shorter Than Seat Depth (A Custom Frame Depth of 20" is \$450 if Seat Depth B of 20" is not also selected.)..... **\$160**  
 Custom Frame Depth: \_\_\_\_\_"

**ERGONOMIC SEAT** Measure from front of back post to beginning of upward bend of seat tube.

- TRREG1  4"  5"  6"  7"  8"  9"  10" ..... **\$310**

**FRONT SEAT HEIGHT C** Measure from floor to top of seat tube at beginning of bend.

- TRFSH1  15"  15.5"  16"  16.5"  17"  17.5"  18"  18.5"  19"  19.5"  
 20"  20.5"  21"..... **STD**

**REAR SEAT HEIGHT D** Measure from floor to top of seat tube at back post.

### REAR SEAT HEIGHT RANGES

Rear Wheel Size	Rear Seat Height D								
	No Rear Suspension	Frog Legs® Rear Suspension							
20"	12.5"- 21"	15.0"- 21"							
22"	13.5"- 21"	16.0"- 21"							
24"	14.0"- 21"	16.5"- 21"							
25"	14.0"- 21"	17.0"- 21"							
26"	15.0"- 21"	17.5"- 21"							
			TRRSH1	<input type="checkbox"/> 12.5"	<input type="checkbox"/> 13"	<input type="checkbox"/> 13.5"	<input type="checkbox"/> 14"	<input type="checkbox"/> 14.5"	<input type="checkbox"/> 15"
				<input type="checkbox"/> 15.5"	<input type="checkbox"/> 16"	<input type="checkbox"/> 16.5"	<input type="checkbox"/> 17"	<input type="checkbox"/> 17.5"	<input type="checkbox"/> 18"
				<input type="checkbox"/> 18.5"	<input type="checkbox"/> 19"	<input type="checkbox"/> 19.5"	<input type="checkbox"/> 20"	<input type="checkbox"/> 20.5"	<input type="checkbox"/> 21"..... <b>STD</b>

## FRAME MEASUREMENT

**FRONT ANGLE ①** Measure from frame front to floor.

- TRFA1  60°  65°  70°  75°  80°  85° (Not available with 6" Front Wheels.) .....STD  
 90° (Not available with 5" or 6" Front Wheels.).....STD

**SEAT TO FOOTREST ③/FOOTRESTS** Measure from front edge of seat sling to top rear of footrest. **Measurement must be at least 2" shorter than Front Seat Height ④.**

### STANDARD FOOTRESTS

- 13.5"  14"  14.5"  15"  15.5"  16"  16.5"  17"  17.5"  18"  18.5"  19" .....STD  
 TRFTR3  Angle Adjustable Footrest .....STD  
 TRFTR1  Titanium Footrest w/Flat ABS Cover.....\$155  
 TRFTR2  Titanium Open Loop Footrest .....\$210  
 TRFTR12  Titanium Flip-Back Footrest (Not available w/ 10" or 11" Rear Seat Width ⑤, Heavy Duty Edition, ABS Cover w/ 2" Sides, Front Roller.).....\$155

**HIGH MOUNT FOOTREST** (Not Available with Tapered Footrest Width ①, Luggage Carriers or Impact Guards.)

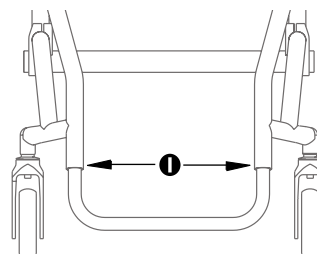
- 7"-9"  9"-11"  11"-13 Set at \_\_\_\_\_ (Use 1/2" increments)  
 TRFTR4  Angle Adjustable High Mount Footrest .....\$95

- TRFTR14  **ABS Cover w/2" Sides** (Not available with Flip-Back Footrest or chairs with 10" or 11" Rear Seat Width ⑤.).....\$105

**FOOTREST WIDTH ① or ②** Select either a Standard Front End if no Seat Taper ① is selected on page 2 or a V-Front End if a Seat Taper ① is selected on page 2.

TRFE1 **STANDARD FRONT END ①** Find your Rear Seat Width ⑤ in the chart below and select one of the options to the right. Measure from inside of front frame tube to inside of opposite front frame tube. ....STD

REAR SEAT WIDTH ⑤ (Outside Measurement)	FOOTREST WIDTH ①		
	No Taper (2" Narrower than Rear Seat Width)	2" Taper (4" Narrower than Rear Seat Width)	4" Taper (6" Narrower than Rear Seat Width)
12"	<input type="checkbox"/> 10"	<input type="checkbox"/> 8"	<input type="checkbox"/> 6"
13"	<input type="checkbox"/> 11"	<input type="checkbox"/> 9"	<input type="checkbox"/> 7"
14"	<input type="checkbox"/> 12"	<input type="checkbox"/> 10"	<input type="checkbox"/> 8"
15"	<input type="checkbox"/> 13"	<input type="checkbox"/> 11"	<input type="checkbox"/> 9"
16"	<input type="checkbox"/> 14"	<input type="checkbox"/> 12"	<input type="checkbox"/> 10"
17"	<input type="checkbox"/> 15"	<input type="checkbox"/> 13"	<input type="checkbox"/> 11"
18"	<input type="checkbox"/> 16"	<input type="checkbox"/> 14"	<input type="checkbox"/> 12"
19"	<input type="checkbox"/> 17"	<input type="checkbox"/> 15"	<input type="checkbox"/> 13"
20"	<input type="checkbox"/> 18"	<input type="checkbox"/> 16"	<input type="checkbox"/> 14"



OR

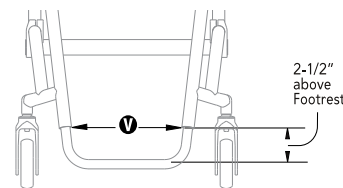
TRFE2 **V-FRONT END ②** Measure from inside of front frame tube to inside of opposite front frame tube 2-1/2" above footrest. (Titanium Flip-Back Footrest has 1" of adjustment up and down.) .....NCO

**NO V-Front Taper**

OR

### FOOTREST WIDTH ②

- 8"  8.5"  9"  9.5"  10"  10.5"  
 11"  11.5"  12"  12.5"  13"  13.5"  
 14"  14.5"  15"  15.5"  16"  16.5"  
 17"  17.5"  18"



**SEAT BACK TYPE/PUSH HANDLES/SEAT BACK HEIGHT ⑥** Measure from top of back post to top of seat tube at rear of frame.

### SEAT BACK TYPE

- TRSB1  Folding Aluminum Adjustable Height.....NCO  
 TRSB2  Folding Titanium Adjustable Height (Titanium back will match Frame Finish. Not available with Bolt-On Push Handles.).....\$185  
 TRSB11  Backrest that Locks when Folded (Not available with Ergonomic Seat.).....\$85

### TISHAFT™ BACK RELEASE BARS

- TRSB3  Aluminum .....STD  
 TRSB4  Titanium.....\$40

### PUSH HANDLES

- TRSB6  Integrated Push Handles.....NCO  
 TRSB7  Integrated Fold-Down Push Handles (Requires Tension Adjustable by Straps Back Upholstery.).....\$115  
 TRSB8  Bolt-On Push Handles (Includes 4" Deep Backrest Rigidizer Bar. Not available with Ti Back.).....\$185  
 TRSB9  Bolt-On Height-Adjustable Push Handles (Includes 4" Deep Backrest Rigidizer Bar. Not available with Ti Back.).....\$310

## FRAME MEASUREMENTS

### SEAT BACK HEIGHT

Push Handles	Short	Medium	Tall	Set at: (Use 1/2" increments)
None	<input type="checkbox"/> 8.5"- 12.5"	<input type="checkbox"/> 12.5"- 16.5"	<input type="checkbox"/> 16.5"- 20.5"	<b>Set at:</b> _____
Integrated	<input type="checkbox"/> 10.5"- 12.5"	<input type="checkbox"/> 13.5"- 16.5"	<input type="checkbox"/> 17.5"- 20.5"	<b>Set at:</b> _____
Integrated Fold-Down	<input type="checkbox"/> 12.5"- 14.5"	<input type="checkbox"/> 14.5"- 19"	<input type="checkbox"/> 18.5"- 21"	<b>Set at:</b> _____

**TRSB15  NON-FOLDING, FIXED-HEIGHT TITANIUM SEAT BACK** (Titanium back will match Frame Finish. Required for fixed Side Guards. Not available with Integrated Push Handles, Integrated Fold-Down Push Handles or Bolt-On Height Adjustable Push Handles.)

<input type="checkbox"/> 5"	<input type="checkbox"/> 5.5"	<input type="checkbox"/> 6"	<input type="checkbox"/> 6.5"	<input type="checkbox"/> 7"	<input type="checkbox"/> 7.5"	<input type="checkbox"/> 8"	<input type="checkbox"/> 8.5"	<input type="checkbox"/> 9"	<input type="checkbox"/> 9.5"	<input type="checkbox"/> 10"
<input type="checkbox"/> 10.5"	<input type="checkbox"/> 11"	<input type="checkbox"/> 11.5"	<input type="checkbox"/> 12"	<input type="checkbox"/> 12.5"	<input type="checkbox"/> 13"	<input type="checkbox"/> 13.5"	<input type="checkbox"/> 14"	<input type="checkbox"/> 14.5"	<input type="checkbox"/> 15"	<input type="checkbox"/> 15.5"
<input type="checkbox"/> 16"	<input type="checkbox"/> 16.5"	<input type="checkbox"/> 17"	<input type="checkbox"/> 17.5"	<input type="checkbox"/> 18"	<input type="checkbox"/> 18.5"	<input type="checkbox"/> 19"	<input type="checkbox"/> 19.5"	<input type="checkbox"/> 20"	.....\$205	

### AVAILABLE ON ALL BACKS

TRSB12  4" Deep Backrest Rigidizer Bar.....**NCO**

TRSB13  Custom Height Backrest Rigidizer Bar (The Standard Rigidizer Bar height is 5" above the Seat Sling for a short, 6-1/4" for a medium and 10-1/4" for a tall. Custom Height Rigidizer Bar must be at least 4-1/2" above Seat Sling or 5-3/4" above Seat Sling when used with 11" - 14" Swing Away Tubular Armrests. Maximum Height is 3" less than Lowest Seat Back Height.).....**\$150**

Set at: \_\_\_\_\_ (Use 1/4" increments)

**SEAT BACK ANGLE**  Measure angle from front of back post to floor. 90° will be perpendicular to the floor. To approximate the angle from the back post to the seat, subtract 2 degrees from measurement for every .5" of dump.

### TRBSA2 Folding Back

80°  83°  86°  89°  92°  95°  98°  101°.....**NCO**

### TRBSA3 Non-Folding Back

80°  81°  82°  83°  84°  85°  86°  87°  88°  89°  90°  91°  
 92°  93°  94°  95°  96°  97°  98°  99°  100°  101°.....**NCO**

**CENTER OF GRAVITY**  Measure from front of back post at the seat tube to the center of the rear axle. If no center of gravity is selected, chair will ship with the center of gravity in the rearward-most position. (Amputee Adapter required for Center of Gravity (C.O.G) of less than 1". Non-Folding Back Angle of 80°-90° requires a Minimum C.O.G. of 1.25", Non-Folding Back Angle of 95° requires a Minimum C.O.G. of 2.25", and a Non-Folding Back Angle of 101° requires a Minimum C.O.G. of 2-3/4".)

TRCOG1  1"  1.25"  1.5"  1.75"  2"  2.25"  2.5"  2.75"  3"  3.25"  3.5"  3.75"  
 4"  4.25"  4.5"  4.75"  5"  5.25"  5.5"  5.75"  6".....**STD**

TRAMP1  Amputee Adapter (Available in Black anodize only.).....**\$185**

**REAR WHEEL SPACING**  Measure from outside of seat back post to inside of rear tire. 3/4" Rear Wheel Spacing not available with 0° or 2° Camber .

TRRWS1  .75"  1"  1.25"  1.5"  1.75"  2".....**STD**

### CAMBER /CAMBER TUBES

TRCBR1  0°  2°  4°  6°  8°  12°.....**STD**

TRCBR2  15°  18°.....**\$80**

TRCBR3  Titanium Camber Tube (Not available with Power Adaptable Frame.).....**\$55**

TRCBR6  Carbon Fiber Camber Tube (Not available with Power Adaptable Frame.).....**\$195**

TRCBR4  Additional Titanium Camber Tube  0°  2°  4°  6°  8°  12°  15°  18°.....**\$115**

TRCBR7  Additional Carbon Fiber Camber Tube  0°  2°  4°  6°  8°  12°  15°  18°.....**\$250**

TRCBR5  Additional Aluminum Camber Tube  0°  2°  4°  6°  8°  12°  15°  18°.....**\$115**

TRCBR9  Additional Spacers to Increase Rear Wheel Spacing.....**NCO**

### FROG LEGS® REAR SUSPENSION

TRFRG2  User Weight Under 180 lbs (Available in Black anodize only. Not available with Fendered Sideguards or Travel Wheels.).....**\$410**

TRFRG3  User Weight Over 180 lbs (Available in Black anodize only. Not available with Fendered Sideguards or Travel Wheels.).....**\$410**

## FRAME MEASUREMENTS

### FRONT WHEELS

TRFW1	<input type="checkbox"/> 3"x.75"	Micro-Caster.....	STD
TRFW2	<input type="checkbox"/> 3"x.75"	Light-Up Micro-Caster.....	\$70
TRFW14	<input type="checkbox"/> 4"x.75"	Plastic Wheel w/Poly Tire.....	NCO
TRFW3	<input type="checkbox"/> 4"x.75"	Light-Up Micro-Caster.....	\$70
TRFW19	<input type="checkbox"/> 4"x.75"	Performance 5 Spoke Billet Aluminum Wheel w/Poly Tire <input type="checkbox"/> Silver Hub <b>OR</b> <input type="checkbox"/> Black Hub.....	\$130
TRFW20	<input type="checkbox"/> 4"x1"	Performance 5 Spoke 2-Piece Billet Aluminum Wheel w/Soft Roll Tire <input type="checkbox"/> Silver Hub <b>OR</b> <input type="checkbox"/> Black Hub.....	\$170
TRFW15	<input type="checkbox"/> 4"x1.5"	Plastic Wheel w/Poly Tire (Not available with Heavy Duty Edition.).....	\$80
TRFW6	<input type="checkbox"/> 5"x1"	Plastic Wheel w/Poly Tire (Not available with Heavy Duty Edition.).....	STD
TRFW21	<input type="checkbox"/> 5"x1"	Performance 5 Spoke Billet Aluminum Wheel w/Poly Tire <input type="checkbox"/> Silver Hub <b>OR</b> <input type="checkbox"/> Black Hub (Not available with 90° Front Angle <b>Ⓛ</b> ).....	\$170
TRFW22	<input type="checkbox"/> 5"x1"	Performance 5 Spoke 2-Piece Billet Aluminum Wheel w/Soft Roll Tire <input type="checkbox"/> Silver Hub <b>OR</b> <input type="checkbox"/> Black Hub (Not available with 90° Front Angle <b>Ⓛ</b> ).....	\$190
TRFW18	<input type="checkbox"/> 5"x1.5"	Plastic Wheel w/Poly Tire (Not available with 90° Front Angle <b>Ⓛ</b> ).....	\$80
TRFW9	<input type="checkbox"/> 6"x1"	Plastic Wheel w/Poly Tire (Not available with 85° or 90° Front Angle <b>Ⓛ</b> ).....	NCO
TRFW11	<input type="checkbox"/> 6"x1"	Billet Aluminum Wheel w/Poly Tire <input type="checkbox"/> Silver Hub <b>OR</b> <input type="checkbox"/> Black Hub (Not available with 85° or 90° Front Angle <b>Ⓛ</b> ).....	\$170
TRFW10	<input type="checkbox"/> 6"x1.25"	Plastic Wheel w/Pneumatic Tire (Not available with 85° or 90° Front Angle <b>Ⓛ</b> ).....	\$70
TRFW12	<input type="checkbox"/> 6"x1.25"	Billet Aluminum Wheel w/Pneumatic Tire <input type="checkbox"/> Silver Hub <b>OR</b> <input type="checkbox"/> Black Hub (Not available with 85° or 90° Front Angle <b>Ⓛ</b> ).....	\$170
TRFW13	<input type="checkbox"/> 6"x1.25"	2-Piece Billet Aluminum Wheel w/Soft Roll Tire (Not available with 85° or 90° Front Angle <b>Ⓛ</b> ).....	\$195
TRFRG1	<input type="checkbox"/>	Frog Legs® Suspension Forks (Available in Black anodize only. Not available with 8" Front Wheels.).....	\$425
TRCPL1	<input type="checkbox"/>	Caster Pin Locks (Not available with Frog Legs®).....	\$235
TRFW0	<input type="checkbox"/>	Omit Front Wheels (Must choose Wheel Size above.).....	\$0.00

### REAR WHEELS See Rear Seat Height Ranges chart on Page 2 for Rear Seat Height **Ⓛ** limitations.

TRRW14	TiLite SHADOW™ (Not available with Titanium Quick Release Axles.).....		STD
	<input type="checkbox"/> 20"(451)		
	<input type="checkbox"/> 22"(501)		
	<input type="checkbox"/> 24"(540)		
	<input type="checkbox"/> 25"(559) (Requires 15" minimum Seat Depth <b>Ⓛ</b> .)		
	<input type="checkbox"/> 26"(590) (Requires 15" minimum Seat Depth <b>Ⓛ</b> .)		
TRRW12	TiLite DASH (Not available with Titanium Quick Release Axles.).....		\$100
	<input type="checkbox"/> 20"(451)		
TRRW5	TiLite High Flange Hub (Not available with Titanium Quick Release Axles.).....		\$270
	<input type="checkbox"/> 24"(540)		
	<input type="checkbox"/> 25"(559) (Requires 15" minimum Seat Depth <b>Ⓛ</b> .)		
	<input type="checkbox"/> 26"(590) (Requires 15" minimum Seat Depth <b>Ⓛ</b> .)		
TRRW13	Golz TWIN-STAR Exchange (Not available with Titanium Quick Release Axles.).....		\$895
	<input type="checkbox"/> 24"(540)		
	<input type="checkbox"/> 25"(559) (Requires 15" minimum Seat Depth <b>Ⓛ</b> .)		
TRRW7	Spinergy SPOX <input type="checkbox"/> Black <input type="checkbox"/> Red <input type="checkbox"/> Yellow <input type="checkbox"/> Blue <input type="checkbox"/> White .....		\$695
	<input type="checkbox"/> 22"(501) - Std. Hub		
	<input type="checkbox"/> 24"(540) - Std. Hub		
	<input type="checkbox"/> 25"(559) - Std. Hub (Requires 15" minimum Seat Depth <b>Ⓛ</b> .)		
	<input type="checkbox"/> 26"(590) - Sport Hub (Requires 15" minimum Seat Depth <b>Ⓛ</b> . Not available with Titanium Quick Release or Quad Release Axles.)		
TRRW8	Spinergy LX <input type="checkbox"/> Black <input type="checkbox"/> Red <input type="checkbox"/> Yellow <input type="checkbox"/> Blue <input type="checkbox"/> White <input type="checkbox"/> Go Green <input type="checkbox"/> Bright Orange <input type="checkbox"/> Flamingo Pink (Please allow an additional 2-3 weeks delivery on Go Green, Bright Orange and Flamingo Pink.)....		\$895
	<input type="checkbox"/> 22"(501) - Std. Hub		
	<input type="checkbox"/> 24"(540) - Std. Hub		
	<input type="checkbox"/> 25"(559) - Std. Hub (Requires 15" minimum Seat Depth <b>Ⓛ</b> .)		
	<input type="checkbox"/> 26"(590) - Sport Hub (Requires 15" minimum Seat Depth <b>Ⓛ</b> . Not available with Titanium Quick Release or Quad Release Axles.)		
TRRW11	Skyway Mags <input type="checkbox"/> 22" <input type="checkbox"/> 24" (Not available with Short Tabs, Titanium Quick Release Axles, Quad Release Axles or Spoke Guards.)		\$80
TRRW0	<input type="checkbox"/> Omit Rear Wheels (Must choose Wheel Size and Tire Type below.).....		\$0.00

### AXLES

TRAXL1	<input type="checkbox"/> Stainless Quick Release.....		STD
TRAXL2	<input type="checkbox"/> Titanium Quick Release (Not available with TiLite High Flange Hub, SHADOW, Skyway Mags, 26"(590) Spinergy SPOX or LX Rear Wheels or Power Adaptable Frame.).....		\$210
TRAXL3	<input type="checkbox"/> Quad Release (Not available with Skyway Mags or 26"(590) Spinergy Spox or LX Rear Wheels.).....		\$115

### PNEUMATIC REAR TIRES

TRRTR1	<input type="checkbox"/> Treaded (Not available with 25" (559) Rear Wheels.) .....		STD
	TRRTR2 <input type="checkbox"/> Airless Inserts .....		\$90
TRRTR3	<input type="checkbox"/> 25" Primo Treaded (Standard with 25"(559) Rear Wheels.).....		STD
TRRTR4	<input type="checkbox"/> Primo .....		NCO
TRRTR16	<input type="checkbox"/> 20" Kenda® Grey High Pressure (110psi) .....		\$95
TRRTR5	<input type="checkbox"/> 24", 25"and 26" Kenda® High Pressure (110psi) <input type="checkbox"/> Grey <input type="checkbox"/> Red <input type="checkbox"/> Blue .....		\$95

## CHAIR OPTIONS

### PNEUMATIC REAR TIRES

TRRTR6 <input type="checkbox"/> 24" Grey Knobby (Requires TiLite Wheel with High Flange Hub.)	\$105
TRRTR7 <input type="checkbox"/> 26" Black Knobby (Requires TiLite Wheel with High Flange Hub or Spinergy SPOX or Spinergy LX Rear Wheels.)	\$105
TRRTR8 <input type="checkbox"/> 24", 25" and 26" Schwalbe® Marathon Plus Evolution	\$90
TRRTR9 <input type="checkbox"/> 24" and 25" Schwalbe® SpeedRun	\$135

### SOLID REAR TIRES

TRRTR10 <input type="checkbox"/> 20" (451) Street Tread	\$85
TRRTR11 <input type="checkbox"/> 22" (501) Pyramid	\$75
TRRTR13 <input type="checkbox"/> 24"(540) and 25"(559) HerringboneTread	\$95
TRRTR15 <input type="checkbox"/> 24"(540) and 25"(559) Treaded	\$95

### HANDRIMS

#### Handrims by OUT-FRONT®

TRRIM1 <input type="checkbox"/> Aluminum – Silver Anodized	STD
Titanium (Not available with Skyway Mags, 20" or 22" Rear Wheels, or 24" Knobby tires.)	
TRRIM2 <input type="checkbox"/> Satin Finish	\$440
TRRIM13 <input type="checkbox"/> Polished Finish	\$615
The Natural-Fit® (Original, Larger Profile) (Not available with 22" Skyway Mags.)	
TRRIM14 <input type="checkbox"/> Standard Grip (Not available with Short Tabs.)	\$325
TRRIM15 <input type="checkbox"/> Super Grip (Not available with Short Tabs.)	\$375
TRRIM16 <input type="checkbox"/> Without Thumb Grip	\$295
The Natural-Fit® LT (Reduced Weight, Smaller Profile) (Not available with 22" Skyway Mags.)	
TRRIM17 <input type="checkbox"/> Standard Grip (Not available with Short Tabs.)	\$360
TRRIM18 <input type="checkbox"/> Super Grip (Not available with Short Tabs.)	\$405
TRRIM19 <input type="checkbox"/> Without Thumb Grip	\$330
TRRIM10 <input type="checkbox"/> The Surge (All-In-One Oval with Gription™ Strip, Larger Profile) (Not available with 22" Skyway Mags.)	\$325
TRRIM11 <input type="checkbox"/> The Surge LT by Out-Front® (All-In-One Oval with Gription™ Strip, Smaller Profile) (Not available with 22" Skyway Mags.)	\$360
TRRIM20 <input type="checkbox"/> Q-Grip (Exclusive High-Friction, Anti-Slip Coating) (Not available with 20", 22" or 26" Rear Wheels or Skyway Mags.)	\$285

#### Additional Handrims

TRRIM9 <input type="checkbox"/> Spinergy FlexRim (Available only on 24" and 25" Spinergy LX Rear Wheels. Please allow an additional 2-3 weeks delivery.)	\$525
TRRIM5 <input type="checkbox"/> Plastic Coated – Black	\$105
TRRIM6 <input type="checkbox"/> Projections - 8 Vertical Projections (Not available with 20", 22" or 26" Rear Wheels or Skyway Mags.)	\$265
TRRIM0 <input type="checkbox"/> Omit Handrims	\$0.00

#### Tab Length

TRRIM7 <input type="checkbox"/> Long Tabs	STD
TRRIM8 <input type="checkbox"/> Short Tabs (Not available with Skyway Mags or The Natural-Fit® Handrims with Thumb Grip.)	\$20

### WHEEL LOCKS

TRWLK7 <input type="checkbox"/> Compact Composite Push to Lock (Available with .75" to 1.5" Rear Wheel Spacing ① only)	NCO
TRWLK8 <input type="checkbox"/> Compact Composite Pull to Lock (Available with .75" to 1.5" Rear Wheel Spacing ① only)	NCO
TRWLK10 <input type="checkbox"/> Extension Handles for Compact Composite Push/Pull to Lock	\$75
TRWLK9 <input type="checkbox"/> Composite Scissor Lock	\$110
TRWLK5 <input type="checkbox"/> Black Aluminum Scissor Lock	\$150
TRWLK3 <input type="checkbox"/> Uni-Lock Set At: <input type="checkbox"/> Push <b>OR</b> <input type="checkbox"/> Pull	\$135
TRWLK4 <input type="checkbox"/> Extension Handles for Uni-Lock	\$75

### UPHOLSTERY COLORS

TRUPC1 <input type="checkbox"/> Black	STD
TRUPC3 <input type="checkbox"/> Ultrasuede Backrest Stripe <input type="checkbox"/> Black <input type="checkbox"/> Sapphire <input type="checkbox"/> Red Pepper <input type="checkbox"/> Burnt Orange <input type="checkbox"/> Sub-Lime <input type="checkbox"/> Ultraviolet <input type="checkbox"/> Espresso (NCO on YR)	\$90

### BACK UPHOLSTERY

TRBUP2 <input type="checkbox"/> Velcro Adjustable (Not available with Fold-Down Push Handles.)	STD
TRBUP3 <input type="checkbox"/> Tension Adjustable by Straps (Required with Fold-Down Push Handles.)	\$95
TRBUP0 <input type="checkbox"/> Omit Back Upholstery	NCO
TRBUP4 <input type="checkbox"/> Ride Designs® Corbac™ Adjustable Contour Back Support (Black only. Not available with Fold-Down Push Handles. See Chart Below.)	\$455

### CORBAC™ SEAT WIDTH/BACK HEIGHT AVAILABILITY CHART

Rear Seat Width ①	Seat Back Height ②
14"	13" - 15"
15"	13" - 16"
16"	14" - 16"
17"	14" - 16"
18"	14" - 16"

## CHAIR OPTIONS

### SEAT UPHOLSTERY

TRSUP1 <input type="checkbox"/> Tension Adjustable Bolt On (Black upholstery only.).....	<b>STD</b>
TRSUP2 <input type="checkbox"/> Tension Adjustable by Straps (Standard with Ergonomic Seat and Front Seat Width (Seat Taper) <b>1</b> of 1", 2" or 3". Black upholstery only.).....	<b>\$145</b>
TRSUP5 <input type="checkbox"/> Aluminum Solid Seat (Not Available with Non-Folding Seat Back or Ergonomic Seat.).....	<b>\$245</b>
TRSUP0 <input type="checkbox"/> Omit Seat Upholstery.....	<b>NCO</b>

### SEAT CUSHIONS

TRCSH1 <input type="checkbox"/> Foam Cushion <input type="checkbox"/> 2" <input type="checkbox"/> 3" <input type="checkbox"/> 4".....	<b>\$105</b>
---	--------------

### SIDE GUARDS

TRSDG1 <input type="checkbox"/> Cloth (Not available with Ride Designs Corbac Back Support.).....	<b>\$75</b>
---	-------------

#### Aluminum

TRSDG2 <input type="checkbox"/> Rigid Removable <input type="checkbox"/> Small <b>OR</b> <input type="checkbox"/> Std.....	<b>\$175</b>
TRSDG3 <input type="checkbox"/> Quad Removable w/Hole <input type="checkbox"/> Small <b>OR</b> <input type="checkbox"/> Std.....	<b>\$185</b>
TRSDG4 <input type="checkbox"/> Fold Down Rigid <input type="checkbox"/> Small <b>OR</b> <input type="checkbox"/> Std (Not available with Ergonomic Seat.).....	<b>\$310</b>
TRSDG5 <input type="checkbox"/> Fixed (Requires Non-Folding, Fixed-Height Titanium Seat Back.).....	<b>\$325</b>

#### Carbon Fiber

TRSDG7 <input type="checkbox"/> Rigid Removable <input type="checkbox"/> Small <b>OR</b> <input type="checkbox"/> Std.....	<b>\$290</b>
TRSDG8 <input type="checkbox"/> Quad Removable w/Hole <input type="checkbox"/> Small <b>OR</b> <input type="checkbox"/> Std.....	<b>\$295</b>
TRSDG9 <input type="checkbox"/> Fold Down Rigid <input type="checkbox"/> Small <b>OR</b> <input type="checkbox"/> Std (Not available with Ergonomic Seat.).....	<b>\$415</b>
TRSDG10 <input type="checkbox"/> Fixed (Requires Non-Folding, Fixed-Height Titanium Seat Back.).....	<b>\$390</b>
TRSDG11 <input type="checkbox"/> Fendered Fixed (Requires Non-Folding, Fixed-Height Titanium Seat Back. Not available with Frog Legs® Rear Suspension.).....	<b>\$495</b>
TRSDG12 <input type="checkbox"/> Fendered Removable.....	<b>\$415</b>

#### Available on Aluminum and Carbon Fiber Non-Fendered Side Guards

TRSDG13 <input type="checkbox"/> Side Guards Custom Cut to Profile of Rear Wheels (Not available with Cloth.).....	<b>\$295</b>
--	--------------

### ARMRESTS

<input type="checkbox"/> Swing Away Tubular (Not Available with Height Adjustable Push Handles).....	<b>\$215</b>
TRARM6 Folding Back <input type="checkbox"/> 9" - 12" <b>OR</b> <input type="checkbox"/> 11" - 14"	
TRARM7 Non Folding Back <input type="checkbox"/> 8" - 11" <b>OR</b> <input type="checkbox"/> 10" - 13"	

TRARM4 <input type="checkbox"/> Swing Away - Flip Back Tubular.....	<b>\$295</b>
---	--------------

TRARM2 <input type="checkbox"/> Removable Height Adjustable Desk Arm with Rigid Side Guard (Requires 14" minimum Seat Depth <b>9</b> .).....	<b>\$295</b>
--	--------------

<input type="checkbox"/> Standard Length Pad (10") <b>OR</b> <input type="checkbox"/> Full Length Pad (14")	
<input type="checkbox"/> 9" to 12" <b>OR</b> <input type="checkbox"/> 12" to 15"	

TRARM3 <input type="checkbox"/> Removable Height Adjustable Desk Arm with Rigid Side Guard and Transfer Loop (Requires 15" minimum Seat Depth <b>9</b> .).....	<b>\$340</b>
--	--------------

<input type="checkbox"/> Standard Length Pad (10") <b>OR</b> <input type="checkbox"/> Full Length Pad (14")	
<input type="checkbox"/> 9" to 12" <b>OR</b> <input type="checkbox"/> 12" to 15"	

#### Available on all Armrests

TRARM5 <input type="checkbox"/> Covered in Black Ultrasuede.....	<b>\$90</b>
--	-------------

### SEAT BELTS

TRBLT1 <input type="checkbox"/> Velcro Adjustable, Black Nylon Webbing.....	<b>\$50</b>
---	-------------

TRBLT2 <input type="checkbox"/> Bodypoint® 2" Push-Button Buckle (Auto-Style.).....	<b>\$95</b>
---	-------------

TRBLT4 <input type="checkbox"/> Bodypoint® 1" Wide Push-Button Buckle Padded (Auto-Style.) (Not available with 19" or 20" Rear Seat Widths <b>A</b> .).....	<b>\$155</b>
---	--------------

TRBLT5 <input type="checkbox"/> Bodypoint® 1.5" Wide Push-Button Buckle Padded (Auto-Style.) (Not available with 19" or 20" Rear Seat Widths <b>A</b> .).....	<b>\$155</b>
---	--------------

TRBLT6 <input type="checkbox"/> Bodypoint® 1.5" Wide Rehab Latch Buckle Padded (Airline-Style.) (Not available with 19" or 20" Rear Seat Widths <b>A</b> .).....	<b>\$155</b>
--	--------------

TRBLT7 <input type="checkbox"/> Bodypoint® 1.5" Wide Plastic Side Release Padded (Not available with 19" or 20" Rear Seat Widths <b>A</b> .).....	<b>\$120</b>
---	--------------

## CHAIR OPTIONS

### CALF STRAP

TRCLF1 <input type="checkbox"/> Buckle Adjustable, Black Nylon Webbing.....	\$25
TRCLF2 <input type="checkbox"/> Velcro Adjustable .....	\$40
<input type="checkbox"/> Xtra Small (Recommended for 12"- 13" Seat Widths)	
<input type="checkbox"/> Small (Recommended for 12"- 15" Seat Widths)	
<input type="checkbox"/> Medium (Recommended for 14"- 18" Seat Widths)	
<input type="checkbox"/> Large (Recommended for 17"- 19" Seat Widths)	
<input type="checkbox"/> Xtra Large (Recommended for 18"- 20" Seat Widths)	
TRCLF3 <input type="checkbox"/> Bodypoint® Padded Velcro Adjustable .....	\$85
<input type="checkbox"/> Medium (Recommended for 12"- 15" Seat Widths)	
<input type="checkbox"/> Large (Recommended for 16"- 20" Seat Widths)	

### BACK PACK

TRBCK1 <input type="checkbox"/> Small - Black Nylon .....	\$55
TRBCK2 <input type="checkbox"/> Large - Black Nylon.....	\$70

### SEAT POUCH

TRPCH1 <input type="checkbox"/> Small - Black Nylon.....	\$45
TRPCH2 <input type="checkbox"/> Large - Black Nylon.....	\$50

### SPOKE GUARDS

TRGRD1 <input type="checkbox"/> Clear with TiMotion Logo (Not available with Skyway Mags or 20" Rear Wheels.) .....	\$85
---	------

### ANTI-TIPS

TRTIP1 <input type="checkbox"/> Rear Aluminum - Black.....	\$130
TRTIP2 <input type="checkbox"/> User Friendly Rear Flip-up (Not available with Frog Legs® Rear Suspension.).....	\$250
TRTIP3 <input type="checkbox"/> Titanium with Single Swivel Caster (Not available with Frog Legs® Rear Suspension.).....	\$325
TRTIP4 <input type="checkbox"/> Quick Release Titanium with Single Swivel Caster (Not available with Frog Legs® Rear Suspension.).....	\$345

### ACCESSORIES

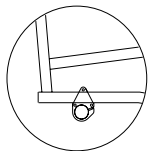
TRUEST1 <input type="checkbox"/> Upper Extremity Support Tray <input type="checkbox"/> 12" to 14" <b>OR</b> <input type="checkbox"/> 13" to 15" Seat Widths <b>A</b> (Requires Armrests.).....	\$250
TRLUG1 <input type="checkbox"/> Luggage Carriers.....	\$140
TRMPCT2 <b>Neoprene Impact Guards with Ultrasuede Stripe</b> <input type="checkbox"/> Black <input type="checkbox"/> Sapphire <input type="checkbox"/> Red Pepper <input type="checkbox"/> Burnt Orange <input type="checkbox"/> Sub-Lime <input type="checkbox"/> Ultraviolet <input type="checkbox"/> Espresso.....	\$95
TRCAT1 <input type="checkbox"/> Catch-All.....	\$150
TRCH1 <input type="checkbox"/> Crutch Holder.....	\$95
TRTS1   TiLite T-Shirt <input type="checkbox"/> Small <input type="checkbox"/> Medium <input type="checkbox"/> Large <input type="checkbox"/> X-Large <input type="checkbox"/> XX-Large.....	\$25
TRTRVL1 <input type="checkbox"/> Travel Wheels (Not available with Frog Legs® Rear Suspension, Anti-Tips, or Amputee Adapter.).....	\$260
TRTIP5 <input type="checkbox"/> Front Roller (Requires that Seat to Footrest Measurement <b>B</b> be at least 3" shorter than Front Seat Height <b>C</b> . Not available w/ Titanium Flip-Back Footrest.).....	\$95
TRHS1 <input type="checkbox"/> TiLite 9 Piece SAE Round Handle Folding Hex Key Set.....	\$25

\$50

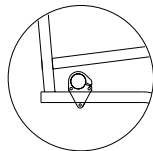
## FRAME NOTES

### Diagram 1

The camber tube is mounted above the lower frame tube when the Rear Seat Height **D** is 15" or less.



**A. Camber Tube Mounted Below Frame**



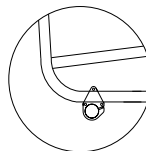
**B. Camber Tube Mounted Above Frame**

In most other cases, the camber tube will be mounted below the lower frame tube.

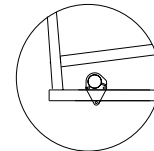
### Diagram 2

The rear frame will be square when:

- (a) The Center of Gravity **H** measurement is less than 4.5" on a Folding Back; or
- (b) The Center of Gravity **H** measurement is 3.5" or less on a Non-Folding Back.



**A. Round Rear Frame**



**B. Square Rear Frame**

## DESIGNS UNLIMITED



TiLite's TR/YR offers more than 18 billion different frame combinations! But sometimes even that's not enough. If you would like to customize your TiLite, check out the Designs Unlimited Studio at [tilite.com](http://tilite.com). There you will find drawings and pricing for hundreds of creative solutions to customers' customization requests. We call these "D.U.'s." Designs Unlimited customization may add an additional 2 to 3 weeks to the ship time of your chair.

## GENERAL

TiLite manufactures a wide variety of wheelchairs to meet the varied needs of wheelchair users. The final selection of a particular model, its options and accessories, and its measurements rests solely with the wheelchair user and advising healthcare professional. TiLite wheelchairs must be fitted by a qualified healthcare professional.

**Get the latest order forms at [tilite.com](http://tilite.com)** Prices, standard features, options and accessories are subject to change without notice. All rights reserved. Trademarks are identified by symbols™ and ®. TiLite, the TiLite logo, Ti, the Ti logo, The Titanium Experts, TiShaft and The Ultimate Ride are registered trademarks of TiSport, LLC. Adobe®, Acrobat®, Acrobat Professional® and Reader® are registered trademarks of Adobe Systems Inc. Bodypoint® is a registered trademark of Bodypoint Inc. Frog Legs® is a registered trademark of Frog Legs, Inc. Kenda® is a registered trademark of Kenda Rubber Industrial Co Ltd. Ride Designs® and Corbac® are registered trademarks of Aspen Seating, LLC. ROHO®, Low Profile® and Quadro Select® are registered trademarks of ROHO Inc. Schwalbe® is a registered trademark of Ralf Bohle GmbH. Supracor®, The Natural-Fit® is a registered trademark of Three Rivers Holdings, LLC. Varilite® is a registered trademark of Cascade Designs, Inc.

## NOTES

---

---

---

---