

YOUTH CHAIRS









- 1" Aerospace Grade Titanium Dual-Tube Frame
- Designed for Active Youth
- TiLite Trade Up Program Eligible
- Bullet Caster Housing Reduces Weight and Adds Style
- 5 Color Anodize Packages
- E1229 Coded

- 1" Aerospace Grade Titanium Frame
- Transit Option available*
- Growable Rigid Wheelchair
- Expands up to 3" in Width and up to 4" in Depth
- Fixed Front End
- Full Adjustability - Perfect for a New User

- 1" Aerospace Grade Titanium Frame
- Transit Option available*
- Growable Rigid Wheelchair
- Expands up to 3" in Width & up to 4" in Depth
- Swing In and Out Removable Front End
- Full Adjustability - Perfect for a New User

SPORT CHAIRS

- 1" Aerospace Grade Titanium Frame
- Absorbs the Blows, So You Don't Have To
- Welded Assemblies Reduce Weight and Increase Performance
- Complete Customization

			
			
88lbs.	137 lbs.	160lbs.	127 lbs.
Adjustable	Adjustable	Adjustable	Adjustable
Fixed	Adjustable	Adjustable	Fixed
12" - 20"	10" - 18"	10" - 18"	12" - 20"
12" - 20"	10" - 18"	10" - 18"	14" - 20"
15" - 21"	14.5" - 20"	14.5" - 20"	17" - 21"
12.5" - 21"	13" - 19"	13" - 19"	13" - 21"
Folding Seat Back Adj. Height 8.5" - 20.5" Adj. Angle 80° - 101° Fixed Seat Back Fixed Height 5" - 20" Fixed Angle 80° - 101°	Folding Seat Back Adj. Height 8" - 20" Adj. Angle 80° - 101°	Folding Seat Back Adj. Height 8" - 20" Adj. Angle 80° - 101°	Fixed Seat Back Adj. Height 8" - 20" Fixed Height 5" - 20" Fixed Angle 80° - 101°
0°, 2°, 4°, 6°, 8°, 12°, 15° or 18°	Expandable 0°, 2°, 4°, 6°, 8° or 12°	Expandable 0°, 2°, 4°, 6°, 8° or 12°	0°, 2°, 4°, 6°, 8°, 12°, 15° or 18°
60°, 65°, 70°, 75°, 80°, 85° or 90°	70°, 80° or 85°	70°, 80° or 90°	N/A

*Weights based on 16" x 16" wheelchairs (12" x 12" for youth chairs) with all standard features except rear wheels. Rear wheels are not included due to the varying weights of the numerous wheel configurations offered by TiLite. For reference, a pair of standard 24" rear wheels weighs 7.6 lbs. For youth chairs, a pair of standard 22" rear wheels weighs 7.0 lbs. A pair of standard wheel locks weighs 0.9 lbs. Please consult the applicable TiLite Order Form for our full range of options.

* See TiLite Transit Option Flyer and Operating and Maintenance Manual Supplement at www.tilite.com for specifications, limitations and precautions.

THE ULTIMATE RIDE.



08|09 TILITE CHAIRS



